

























AADHARSHILA PUBLIC SCHOOL, JIND



















CLASS UKG ANNUAL SYLLABUS (2026-27)

APRIL






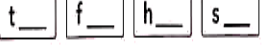



Subject Theme	Activities	Oral Activities	Written Activities	Learning Outcomes
<p>English</p>	<p>Capital letters: A to Z (introduce)</p> <p><u>Suggested Activities</u></p> <p>Find the hidden letters in the picture, make letters by using match sticks or wool. Fill in the missing letters odd one out, match the letters related to their pictures etc.</p> <p>With the help of projector/smart board phonic sounds, alphabets song and picture name.</p>  <p>Apple Ball Cat</p>	<p>Capital letters: A to Z (introduce)</p> <p><u>Suggested Activities</u></p> <p>Find the hidden letters in the picture, make letters by using match sticks or wool, fill in the missing letters, odd one out, match the letters related to their pictures etc.</p> <p>With the help of projector/smart board phonic sounds, alphabets song and picture name.</p> 	<p>With the help of Projector/Smart board</p>  <p>Match the letters related to their pictures.</p> 	<p>Children will be able to recognise capital letters A to Z, find hidden letters in pictures, make letters using match sticks or wool. Fill in the missing letters, odd one out and match the letters related to their pictures etc.</p>
<p>Hindi</p>	<p>स्वर व्यंजन (अ से अ: और क से ज्ञ) वर्णमाला</p> <p>अभ्यास— वर्णमाला की पहचान, सही मिलान करो, चित्र पहचानो फलैश कार्ड द्वारा पहचान करना व वर्णमाला कविता ।</p> 	<p>स्वर व्यंजन (अ से अ: और क से ज्ञ) वर्णमाला</p> <p>अभ्यास— वर्णमाला की पहचान, सही मिलान करो, चित्र पहचानो फलैश कार्ड द्वारा पहचान करना व वर्णमाला कविता ।</p> 	 <p>चित्र पहचाने, अक्षर याई गुना गाने व वर्णमाला कविता।</p> 	<p>बच्चे स्वर व्यंजन (अ से अ: और क से ज) वर्णमाला पढ़ना, वर्णमाला की पहचान, सही मिलान करना, चित्र पहचाना, फलैश कार्ड द्वारा पहचान करना व वर्णमाला कविता सीखेंगे ।</p>
<p>Maths</p>	<p>Counting 1 to 50 missing numbers, count and write, what comes after, before and between</p> <p><u>Suggested Activities</u></p> <p>Draw the different shapes with different numbers, contact the number in right order, make the numbers with match sticks and count the beads or things etc.</p> <p>With the help of projector/smart board number rhyme and oral counting.</p> 	<p>Counting 1 to 50, missing numbers, count and write, what comes after, before and between</p> <p><u>Suggested Activities</u></p> <p>Draw the different shapes with different numbers, contact the number in right order, make the numbers with match sticks and count the beads of things etc.</p> <p>With the help of projector/smart board number rhyme and oral counting</p> 	<p>Write what comes after.</p>  <p>Write what comes before.</p>  <p>Write what comes between.</p>  <p>Count the beads or things.</p> 	<p>Children will be able to count 1 to 50, find missing numbers, count and write, identify what comes after, before and between numbers, draw different shapes, connect numbers in right order, make numbers using match sticks and count beads or things.</p>


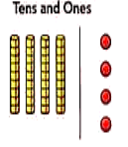









<p>EVS</p>	<p>Good habits, Body parts, My School</p> <p><u>Suggested Activities</u></p> <p>Use of pictures, showing and telling about good habits, sharing and caring in classroom.</p> <p>With the help of smart board</p> <p>Name of body parts, rhymes on good habits and names of different rooms in school.</p> <p>Oral drilling: Related to good habits, body parts and My School.</p> 	<p>Good habits, Body parts, My School</p> <p><u>Suggested Activities</u></p> <p>Use of pictures, showing and telling about good habits, sharing and caring in classroom.</p> <p>With the help of smart board</p> <p>Name of body parts, rhymes on good habits and names of different rooms in school.</p> <p>Oral drilling: Related to good habits, body parts and My School</p> 		<p>Children will be able to understand and follow good habits share and care in the classroom, identify body parts, learn rhymes on good habits and recognise different rooms in the school.</p>
<p>Art & Craft</p>	<p>1. Finger impression on grapes. 2. Hand and legs coordination activity. 3. Free hand drawing and colour it.</p> 	<p>1. Finger impression on grapes. 2. Hand and legs coordination activity. 3. Free hand drawing and colour it.</p> 		<p>Children will be able to develop fine motor skills, hand and legs coordination and express creativity through free hand drawing and colouring</p>
<p>Stories & Rhymes</p>	<p><u>Stories:</u> Kallu The Thirsty Crow Hare and Tortoise Rhymes Early to bed Mama Darling Papa Darling One and one Head & Shoulder</p> 	<p><u>Stories:</u> Kallu The Thirsty Crow Hare and Tortoise Rhymes Early to bed Mama Darling Papa Darling One and one Head & Shoulder</p>	<p><u>कवितारं—</u> जिसने सूरज चाँद बनाया मैडम रोज सिखाती हमको कल कक्षा में चूहा आया बिल्ली मौसी कहानी बुद्दिमान बंदर की</p>	<p>Children will enjoy listening to stories and rhymes, learn new words, good habits and develop imagination and memory.</p>
<p>Field Trip & Games</p>	<p>My School visit (Reception area & Library visit) Race games: 1. Simple race 2. Baby rice 3. Back race 4. Frog race 5. Jump race</p> 	<p>My School visit (Reception area & Library visit) Race games: 1. Simple race 2. Baby rice 3. Back race 4. Frog race 5. Jump race</p> 	<p>My School visit Race Games</p> 	<p>Children will enjoy the school visit, observe different areas like Reception and Library and participate in fun faces to develop physical fitness and team spirit.</p>

MAY

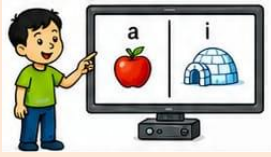


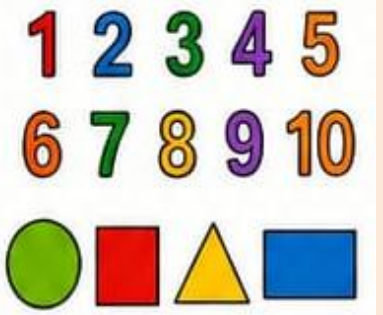
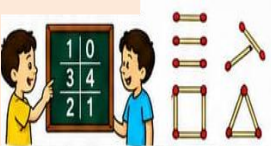


Subject Theme	Oral Activities	Written Activities	Activities	Learning Outcomes
English	<p>Cursive Letters (a to p) <u>Suggested Activities</u> Write the missing letters, what comes after and before the letter, sand glass activity. Chalk board activity, pictures identification With the help of Projector/Smart board. Learn different pictures name from one letter.</p> 	<p>Cursive Letters (a to p) <u>Suggested Activities</u> Write the missing letters, what comes after and before the letter, sand glass activity. Chalk board activity, pictures identification With the help of Projector/Smart board. Learn different pictures name from one letter.</p> 	<p>With the help of Projector/Smart Board</p>  <p>Learn different pictures name from one letter.</p> 	<p>Children will be able to recognise cursive letters (a to p). write the missing letters, identify what comes after and before the letter, learn through sand glass activity. Chalk board activity, identify pictures and learn different pictures name from one letter.</p>
Hindi	<p>दो अक्षर का जोड़ अभ्यास—अक्षर जोड़कर शब्द बनाओ, चित्र पहचान कर उनका नाम लिखो</p> 	<p>दो अक्षर का जोड़ अभ्यास—अक्षर जोड़कर शब्द बनाओ, चित्र पहचान कर उनका नाम लिखो</p> 	<p>चित्र पहचान कर उनका नाम लिखो</p> 	<p>बच्चे दो अक्षरों को जोड़कर शब्द बनाएंगे चित्र पहचानकर उनका नाम लिखना सीखेंगे।</p>
Maths	<p>Counting up to 100 Back war counting Concept of odd one out <u>Suggested Activities</u> Counting by beads, steps or pencil, find the hiding numbers, dot to dot fun, some games with numbers. With the help of Projector/Smart board Numbers rhyme and oral counting.</p> 	<p>Counting up to 100 Back war counting Concept of odd one out <u>Suggested Activities</u> Counting by beads, steps or pencil, find the hiding numbers, dot to dot fun, some games with numbers. With the help of Projector/Smart board Numbers rhyme and oral counting.</p> 	<p>Counting by beads</p>  <p>Find the hiding numbers</p>  <p>Dot to dot fun</p>  <p>Odd one out</p> 	<p>Children will be able to count up to 100, count backward, identify odd one out, find hidden numbers, enjoy dot to dot activities, play number games, and improve oral counting skills.</p>
EVS	<p>My Family, My class, How we travel <u>Suggested Activities</u> Paste the picture of your family members in the tree. Make a list of your classroom things, picture reading and matching etc. With the help of projector/Smart board Name of Transport vehicles and bout my family. Oral drilling: Related to My Family, My class and Transport Names</p> 	<p>95 96 97 98 99 100 How we travel <u>Suggested Activities</u> Paste the picture of your family members in the tree. Make a list of your classroom things, picture reading and matching etc. With the help of projector/Smart board Name of Transport vehicles and bout my family. Oral drilling: Related to My Family, My class and Transport Names</p> 	<p>My Family</p>  <p>My Class things</p>  <p>Means of Transport</p> 	<p>Children will be able to understand my family, classroom things, and how we travel, paste family pictures, make lists, match pictures, name transport vehicles, and speak about family and class confidently.</p>

Art & Craft	1. Leaf craft 2. Caterpillar with thumb print. 3. Make ice cream cone and paste rice. 4. Lets play with alphabets and make a clock. 	1. Leaf craft 2. Caterpillar with thumb print. 3. Make ice cream cone and paste rice. 4. Lets play with alphabets and make a clock. 		Children will be able to develop fine motor skills, creativity, enjoy craft activities, make leaf craft, thumb print caterpillar, rice ice cream cone, and alphabet clock
Stories & Rhymes	<u>Stories:</u> The Dove and The Ant The Proud Frog <u>Rhymes:</u> Hello Mr. bunny Rabbit Chee... Chee Twinkle-Twinkle traffic light colour song 		<u>कविताएँ—</u> बुद्धू राम दांतों की नित करो सफाई। शेर निराला ये मेरे प्यारे दादा जी। <u>कहानी</u> खरगोश और चूहा	Children will enjoy listening to stories, learn rhymes, improve speaking skills, develop imagination and enhance memory.
Field Trip & Games	<u>Passing games</u> Ball passing game Ball throwing game Ball kicking etc.  <u>Field trip</u> Park visit (any nearby) 	<u>Passing games</u> Ball passing game Ball throwing game Ball kicking etc.  <u>Field trip</u> Park visit (any nearby) 	 	Children will enjoy playing passing throwing, and kicking games, go on a park visit, develop physical fitness, teamwork and social skills.

JULY				
Subject Theme	Oral Activities	Written	Activities	Learning Outcomes
English	Cursive Letters (a to z) Joining of two letter words. <u>Suggested Activities</u> Letter drawing, Dot to dot fun, make letters with clay, picture identification sand glass activity. Chalk board activity With the help of Projector/Smart board Learn different pictures name form one letter. 	Cursive Letters (a to z) Joining of two letter words. <u>Suggested Activities</u> Letter drawing, Dot to dot fun, make letters with clay, picture identification sand glass activity. Chalk board activity With the help of Projector/Smart board Learn different pictures name form one letter. 	With the help of Projector /Smart Board   Learn different pictures name from one letter.  	Children will be able to recognise cursive letters (a to z). Write the missing letters, identify what comes after and before the letter, learn through Sand glass activity. Chalk board activity, identify pictures, and learn different pictures name from one letter.
Hindi	दो व तीन अक्षर से बने शब्द अभ्यास—अक्षर जोड़कर शब्द बनाओ, चित्र पहचान कर उनका नाम लिखो। उचित मिलान करो। 	दो व तीन अक्षर से बने शब्द अभ्यास—अक्षर जोड़कर शब्द बनाओ, चित्र पहचान कर उनका नाम लिखो। उचित मिलान करो।	 अनार कमल खरगोश कवुतर चित्र पहचानो, अक्षर जोड़े तथा हस्तका नाम लिखो। 	बच्चे दो व तीन अक्षर को जोड़कर शब्द बनायेंगे, चित्र पहचानकर उनका नाम लिखना सीखेंगे। चित्र पहचानकर शब्द लिखना ओर उचित मिलान सीखेंगे


<p>Maths</p>	<p>Pre-Numbers concepts Counting upto 200 Concept of more and less Concept of ones and tens <u>Suggested Activities</u> Concept the number name to the right number, dot to dot fun, using flash cards and activity with pencils and colour (tens and ones) With the help of projector/smart board Learn more and less objects.</p>	<p>Pre-Numbers concepts Counting upto 200 Concept of more and less Concept of ones and tens <u>Suggested Activities</u> Concept the number name to the right number, dot to dot fun, using flash cards and activity with pencils and colour (tens and ones) With the help of projector/smart board Learn more and less objects.</p>	<p>Connect the number name to the right number</p> <table border="0"> <tr> <td>Seventy</td> <td>•</td> <td>70</td> </tr> <tr> <td>Ninety</td> <td>•</td> <td>90</td> </tr> <tr> <td>One hundred</td> <td>•</td> <td>100</td> </tr> <tr> <td>Fifty</td> <td>•</td> <td>50</td> </tr> </table> <p>Dot to dot fun</p>  <p>Tens and Ones</p> 	Seventy	•	70	Ninety	•	90	One hundred	•	100	Fifty	•	50	<p>Children will be able to count up to 200, understand more and less, identify ones and tens, connect numbers with their names, enjoy dot to dot activities, use flash cards and improve pencil and color skills through tens and ones activities.</p>
Seventy	•	70														
Ninety	•	90														
One hundred	•	100														
Fifty	•	50														
<p>EVS</p>	<p>My home, Clothes we like to wear, Food we like to eat <u>Suggested Activities</u> Learn the different type of clothes from dress chart, make a healthy diet of using different types of food, visit a nearby house and tell the names of different rooms, With the help of Projector/Smart board Name of transport vehicles and about my family Oral drilling: Related to My Family My class and Transport Names</p>	<p>My home, Clothes we like to wear, Food we like to eat <u>Suggested Activities</u> Learn the different type of clothes from dress chart, make a healthy diet of using different types of food, visit a nearby house and tell the names of different rooms, With the help of Projector/Smart board Name of transport vehicles and about my family Oral drilling: Related to My Family My class and Transport Names</p>	<p>Clothes we like to wear</p>  <p>Food we like to eat</p>  <p>Rooms in a house</p>  <p>Transport vehicles</p> 	<p>Children will be able to understand different types of clothes, make a healthy diet, make a healthy diet, identify rooms in a house, name transport vehicles, and talk about their family and class through activities and oral practice.</p>												
<p>Art & Craft</p>	<p>1. Bindi pasting activity. 2. Make tree with colourful buttons. 3. Birthday cap making. 4. Make a marigold flower, dip sponge in colour and decorate.</p>	<p>1. Bindi pasting activity. 2. Make tree with colourful buttons. 3. Birthday cap making. 4. Make a marigold flower, dip sponge in colour and decorate.</p>		<p>Children will be able to develop the fine motor skills, creativity, enjoy craft activities, make tree with buttons, birthday cap and marigold flower and improve hand eye coordination.</p>												
<p>Stories & Rhymes</p>	<p><u>Stories</u> The Fox and The Grapes The Honest Wood Cutter <u>Rhymes</u> Thank you God Bits of Paper Bits house Bas-Bas black sheep</p>		<p><u>कविताएँ</u></p> <p>तोता हूँ मैं तोता हूँ </p> <p>सूरज निकला मिटा अंधेरा इक बिल्ली की उड गई खिल्ली ।</p> <p>गाडी कहती छुक-छुक </p> <p><u>कहानी</u> मेहनत का फल मीठा होता है ।</p>	<p>Children will enjoy listening to stories learn rhymes, improve speaking skills, develop imagination and enhance memory.</p>												
<p>Field Trip & Games</p>	<p><u>Field trip:</u> Visit of My School (Library office) <u>Circle Games</u> Circle game Hanky game in Circle Hit and Run Fruit Salad game</p>	<p><u>Field trip:</u> Visit of My School (Library office) <u>Circle Games</u> Circle game Hanky game in Circle Hit and Run Fruit Salad game</p>	<p>Field trip</p>  <p>Circle Games</p> 	<p>Children will enjoy the school visit, participate in circle games, improve teamwork, coordination and social interaction and learn through fun activities.</p>												

AUGUST

Subject Theme	Oral Activities	Written	Activities	Learning Outcomes
English	Vowel Sound words 'a' and 'i' <u>Suggested Activities</u> Letter joining, phonic sound, practice of three letter words	Vowel Sound words 'a' and 'i' <u>Suggested Activities</u> Letter joining, phonic sound, practice of three letter words. Fill in the missing letters, dot to dot fun, make word flower with rhyming words.	With the help of Projector/Smart board Pictures names, vowel sounds and rhyming words. 	Children will be able to recognize vowel sounds 'a' and 'i'. from words, and identify rhyming words.
Hindi		दो, तीन व चार अक्षरों से बने शब्द अभ्यास— अक्षर जोड़कर शब्द बनाओ। चित्र पहचान कर शब्द लिखो। उचित मिलान करो।	With the help of Projector /Smart Board 	बच्चे अक्षरों को जोड़कर शब्द बना पाएंगे, चित्रों को पहचान पाएंगे। सही मिलान कीजिए।
Maths		Numbers name 1 to 10 Concept of Near and Far Shapes Tens and Ones up to 50	<u>Suggested Activities</u> Chalk board activity, tens and ones activity with matchsticks, shapes diagonals activity, counting by steps. 	Children will be able to count 1 to 10, use near and far, identify shapes, and understand tens and one sup to 50.
EVS		<u>Fruits Name, Vegetables name, Flower name</u> <u>Living and non living things identification</u>	<u>Suggested Activities</u> Make the name of fruits, vegetables and flowers by using letters, matching activity, will take the students to visit school campus and tell them about different flowers name, living and non – living things. Oral drilling: Related to fruits, vegetables and flowers with the help of projector/smart board 	Children will be able to name fruits, vegetables and flowers and identify living and non-living things around them.





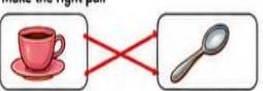

Art & Craft		1. Paste rice and wheat on teddy bear and sheep 2. Free hand drawing 3. Words wheel 4. Kite making activity		Children will be able to develop fine motor skills, creativity and enjoy doing art and craft activities
Stories & Rhymes	Stories: The Ant and The Grasshopper The Cap seller and The Monkeys Rhymes I clap with my hands Rain-Rain go away Five little monkeys Teddy Bear		कविताएँ— फलों का राजा कहलाता है तीन रंग का प्यारा झंड़ा  कहानी— कछुआ और खरगोश की कहानी	Children will enjoy listening to stories and rhymes and learn values, new words and good habits. 
Field Trip & Games	Temple Visit Games: Games related to – Swings, Slides, Climbing on wheel			Children will enjoy the trip, play games and learn to follow rules while having fun. 

















SEPTEMBER


Subject Theme	Oral Activities	Written	Activities	Learning Outcomes
English	 Vowel sounds words a, l and o Use of It is a Use of This is a Use of That is a 	Suggested Activities Picture name, make a new word with given letters, make word chain etc. With the help of projector/smart board vowel sound words. Sentence using This and That, Use of it, This, That	 Picture name, make a new word with given letters, make word chain etc.	 Students will be able to recognise vowel sounds (a,i,o) and use This, That. It is a in sentences. They will form new words and build word chains.
Hindi	आ ँ, इ, ई, ऀ की मात्रा अभ्यास— मात्रा जोड़कर शब्द बनाओ सही शब्द पर गोला लगाओ। 	आ ँ, इ, ई, ऀ की मात्रा अभ्यास— मात्रा जोड़कर शब्द बनाओ सही शब्द पर गोला लगाओ।		 बच्चे मात्राओं को पहचानकर शब्द बना सकेंगे और सही शब्द चुन सकेंगे।
Maths	Number Names up to 20 Tens and Ones up to 100 Ordinal Numbers 	Suggested Activities Chalk board activity, counting object and race activity for ordinal numbers. With the help of projector/smart board Learning and counting		 Students will be able to count up to 20, understand tens and ones up to 100 and identify ordinal numbers.

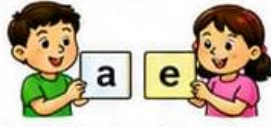






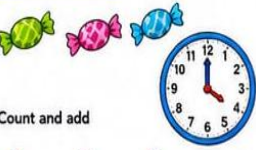


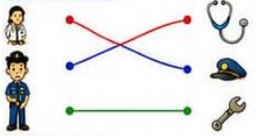



EVS	<p>Animals Name Birds Name</p> 	<p>Suggested Activities Picture names, matching with their homes and babies. With the help of projector/smart board animals and birds name and their sounds</p>		 <p>Students will be able to name animals and birds match them with their homes and babies and identify their sounds.</p>
Art & Craft	<p>1. Make a fork flower activity. 2. Make a fish by paper folding. 3. Make cloud and paste cotton. 4. Make an aeroplane by paper folding.</p> 	<p>1. Make a fork flower activity. 2. Make a fish by paper folding. 3. Make cloud and paste cotton. 4. Make an aeroplane by paper folding.</p>		 <p>Students will develop creativity, fine motor skills and hand coordination through different art and craft activities.</p>
Stories & Rhymes	<p>Stories Two goats, Greedy Dog Rhyme The Dog says bow bow Good Manners One two buckle my shoe</p> 	<p>Stories Two goats, Greedy Dog Rhyme The Dog says bow bow Good Manners One two buckle my shoe</p>	<p>कविताएँ— एक एक तुम पेड़ लगाओ। बच्चों लाओ कच्ची गाजर मुनु मुनु थे दो भाई कहानी— जिद्दी बच्चा</p> 	
Field Trip & Games	<p>Field trip Dairy Farm Games Touch and Feel Soft and Hard, Long and short</p> 	<p>Field trip Dairy Farm Games Touch and Feel Soft and Hard, Long and short</p>	<p>Field Trip Hanging Games</p> 	<p>Students will explore their surroundings develop sensory skills and understand concepts like soft hand, long and short</p>

OCTOBER






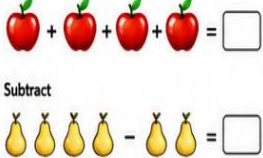



Subject Theme	Oral Activities	Written	Activities	Learning Outcomes
English	<p>Vowel sounds words a, i, o, u Use of these are..... Those are..... Use of He, She and it, Opposite words</p> <p>Suggested Activities Make a flower with rhyming words, odd one out, make word chain, make full sentence by using pictures, make the right pair.</p> <p>With the help of projector/smart board Sound words, opposite words, sentence reading and listening</p> 	 <p>Vowel sounds words a, i, o, u Use of these are..... Those are..... Use of He, She and it, Opposite words</p> <p>Suggested Activities Make a flower with rhyming words, odd one out, make word chain, make full sentence by using pictures, make the right pair.</p> <p>With the help of projector/smart board</p> <p>Sound words, opposite words, sentence reading and listening</p>	<p>Suggested Activities</p>  <p>Odd one out</p>  <p>Word chain</p> <p>sun → net → tap → pen</p> <p>Make the right pair</p> 	<p>Children will be able to recognise vowel sounds a, i, o, u, use These are, Those are, He, She and it. Identify opposite words, and make word chains, from sentence and match the correct pairs</p> 

<p>Hindi</p>	<p>उ(ु)ऊ(ू).ए(ॅ).ऐ(ै)की मात्रा अभ्यास- मात्रा जोड़कर शब्द बनाओ।</p> <p>सही शब्द पर गोला लगाओ। चित्र पहचानकर शब्द बनाओ। चित्र मिलान करो।</p> 	<p>उ(ु)ऊ(ू).ए(ॅ).ऐ(ै)की मात्रा</p>  <p>अभ्यास- मात्रा जोड़कर शब्द बनाओ।</p> <p>सही शब्द पर गोला लगाओ। चित्र पहचानकर शब्द बनाओ। चित्र मिलान करो।</p>	<p>Suggested Activities</p> 	<p>बच्चे अक्षरों की ध्वनियाँ पहचान पाएँगे, मात्रा जोड़कर शब्द बना पाएँगे, सही शब्द चुन पाएँगे, चित्रों को पहचान पाएँगे और शब्द मिलान करना सीखेंगे।</p> 
<p>Maths</p>	<p>Counting up to 100 Ascending and Descending order Put the sign (< > or =) Suggested Activities Numbers cloud activity, complete the pattern, number ladder activity, with the help of Projector/smart board, grater, smaller number and counting</p> 	<p>Counting up to 200 Ascending and Descending order Put the sign (< > or =) Suggested Activities Numbers cloud activity, complete the pattern, number ladder activity, with the help of Projector/smart board, grater, smaller number and counting</p> 	<p>Suggested Activities Numbers cloud 12 45 78 23 67 89 34 56 90</p> <p>Complete the pattern 2 4 6 8</p> <p>Number ladder activity 10 20 30 40 50 100 90 80 70 60</p>	<p>Children will be able to count up to 100, write numbers in ascending and descending order, use signs <, > or = complete patterns and understand greater and smaller numbers.</p> 
<p>EVS</p>	<p>Festivals and celebrations keeping safe Suggested activities Matching, Festivals and celebrations chart With the help of Projector/smart board How to celebrate festivals</p>	<p>Festivals and celebrations keeping safe Suggested activities Matching, Festivals and celebrations chart With the help of Projector/smart board How to celebrate festivals</p>	<p>Suggested Activities</p> 	<p>Children will be able to identify different festivals, understand how to celebrate festivals and learn ways to keep themselves safe during celebrations.</p>
<p>Art & Craft</p>	<p>1. Card making activity. 2. Make house with ice cream sticks. 3. Make an image by using potato slice. 4. Make a butterfly with paper and ice cream sticks.</p> 	<p>1. Card making activity. 2. Make house with ice cream sticks. 3. Make an image by using potato slice. 4. Make a butterfly with paper and ice cream sticks.</p> 	<p>Suggested Activities</p> 	<p>Children will be able to develop fine motor skills, creativity and enjoy doing art and craft activities.</p> 
<p>Stories & Rhymes</p>	<p>Stories: The Greedy Dog The Shepherd boy and the Wolf Rhyme: Pussy Cat-2, Cobbler -2 Jack and Jill, Pat a cake</p> 	<p>Stories: The Greedy Dog The Shepherd boy and the Wolf Rhyme: Pussy Cat-2, Cobbler -2 Jack and Jill, Pat a cake</p> 	<p>कविताएँ बचपन, आसमान की लाल परी देखो कोयल काली काली कहानी मित्रता एक राजा राम थे</p> 	<p>Children will enjoy listening to stories and rhymes and learn values, new words and good habits.</p> 

<p>Field Trip & Games</p>	<p><u>Field trip:</u> Gurudwara and rani talab visit Hanging Games Hanging Biscuit Hanging toffee Hanging Ball</p> 	<p><u>Field trip:</u> Gurudwara and rani talab visit Hanging Games Hanging Biscuit Hanging toffee Hanging Ball</p> 	<p><u>Field Trip</u> <u>Hanging Games</u></p> 	<p>Children will enjoy the trip, play games and learn to follow rules while having fun.</p>
--------------------------------------	--	--	---	---

<h2 style="text-align: center;">NOVEMBER</h2>									
Subject Theme	Oral Activities	Written	Activities	Learning Outcomes					
<p>English</p>	<p>Vowel Sound words a, e, l, o, u Use of I, my and you Use of Have and Has <u>Suggested activities</u> Make three letter words with given letter, picture name, word chain, rhyming words and sentence formation. With the help of Projector/smart board Sound word practice, sentence reading practice</p>	 <p>Vowel Sound words a, e, l, o, u Use of I, my and you Use of Have and Has <u>Suggested activities</u> Make three letter words with given letter, picture name, word chain, rhyming words and sentence formation. With the help of Projector/smart board Sound word practice, sentence reading practice</p>	<p><u>Suggested Activities</u></p>  <p>cat → bat → rat → mat</p> <p>Make three letter words</p> <table border="1" data-bbox="963 763 1171 808"> <tr> <td>c</td> <td>a</td> <td>t</td> <td></td> <td></td> </tr> </table> <p>Make a sentence</p> <div style="border: 1px solid black; width: 100px; height: 20px; margin-top: 5px;"></div>	c	a	t			<p>Children will be able to recognize vowel sounds a, e, i, o, u use of I, My and You, Use of Has, Have make three letter words from word chains, use rhyming words and frame sentences.</p>
c	a	t							
<p>Hindi</p>	<p>ओ व औ की मात्रा फलों व सब्जियों के नाम शरीर के अंगों के नाम</p> 	 <p>ओ व औ की मात्रा फलों व सब्जियों के नाम शरीर के अंगों के नाम</p>	 	<p>बच्चे ओ व औ की मात्रा पहचान पाएंगे, फलों व सब्जियों नाम, शरीर के अंगों के नाम सीखेंगे।</p>					
<p>Maths</p>	 <table border="1" data-bbox="288 1458 533 1503"> <tr> <td>2 + 3 =</td> <td></td> </tr> </table> <table border="1" data-bbox="288 1518 533 1563"> <tr> <td>4 + 1 =</td> <td></td> </tr> </table>	2 + 3 =		4 + 1 =		<p>Time Concept Add and write <u>Suggested activities</u> Fun to add with candy, make clock with paper and show the given time, count and add, see the clock and tell the time. With the help of Projector/Smart board</p>	<p><u>Suggested Activities</u></p>  <p>Count and add</p> <p>Apple + Apple + Apple =</p>	<p>Children will be able to add, write numbers, make a clock, show the given time, count and add and tell the time</p>	
2 + 3 =									
4 + 1 =									
<p>EVS</p>	<p>Community helpers Our Neighbourhood <u>Suggested activities</u> Picture name, matching and learn their names. With the help of Projector/Smart board Picture name, names of different places and our helpers and how they help us</p>	 	<p><u>Suggested Activities</u></p>  <p><u>Our Neighbourhood</u></p> 	<p>Children will be able to recognise and name community helpers, match then identify different places in our neighbourhood and understand how they help us.</p>					
<p>Art & Craft</p>		<ol style="list-style-type: none"> 1. Cotton pasting on a sheep picture. 2. Decorate an owl with pencil shavings 3. Make a caterpillar with paper cutting. <p>Make a peacock with hand point.</p>	<p><u>Suggested Activities</u></p> 	<p>Children will be able to develop fine motor skills, creativity and enjoy doing art and craft activities</p>					

<p>Stories & Rhymes</p>	<p>Stories: The Crocodile and The Monkey The Fox and The Crane Rhymes Hot cross buns Hickory Dickory Dock Rabbits-Rabbits Way up in the apple tree</p> 	<p>कविताएँ आई दिवाली खुशिया लाई पेड रूपी मत काटो भाई पतंग कहानी लालची बिल्ली और बंदर की कहानी</p> 	<p>Children will enjoy listening to stories and rhymes and learn values, new words and good habits.</p>	
<p>Field Trip & Games</p>	<p>Field trip: Railway Station Counting games Beads counting Stones counting Candles counting</p> 		<p>Counting Games</p> 	<p>Children will enjoy the trip, play games and learn to count beads stones and candles</p>

DECEMBER				
Subject Theme	Oral Activities	Written	Activities	Learning Outcomes
<p>English</p>	<p>All vowel sounds a, e, i, o, u Use of a/an, use of in, on and under (preposition) Suggested activities Picture name, words chain, make sentences by using a or an, fill in the blanks and write opposite words. With the help of Projector/smart board For speaking, picture reading, vowel sounds</p>	<p>All vowel sounds a, e, i, o, u Use of a/an, use of in, on and under (preposition) Suggested activities Picture name, words chain, make sentences by using a or an, fill in the blanks and write opposite words. With the help of Projector/smart board For speaking, picture reading, vowel sounds</p>	<p>Suggested Activities  in on under Word chain cat → mat → tap → pen Opposite words big ↔ small</p>	<p>Children will be able to recognize vowel sounds a, e, i, o, u. Use of a/an, use of in, on and under (preposition) make sentences, and write opposite words and write opposite words.</p>
<p>Hindi</p>	<p>पशुओं व पक्षियों के नाम, फूलों के नाम, यातायात के साधनों के नाम, दिनों के नाम </p>	<p>पशुओं व पक्षियों के नाम, फूलों के नाम, यातायात के साधनों के नाम, दिनों के नाम </p>		<p>बच्चे पशुओं व पक्षियों के नाम, फूलों के नाम, यातायात के साधनों के नाम, दिनों के नाम पहचान पाएँगे।</p>
<p>Maths</p>	<p>Addition and Subtraction Suggested Activities Fun to add and subtract with pictures or real objects With the help of Projector/Smart board </p>	<p>Addition and Subtraction Suggested Activities Fun to add and subtract with pictures or real objects With the help of Projector/Smart board</p>	<p>Suggested Activities </p>	<p>Children will be able to add and subtract with pictures or real objects, write the answers and tell the results</p>
<p>EVS</p>	<p>Means of communication, Plants around us Suggested Activities Show the pictures of different means of communication, tell the students about different plants and trees With the help of projector/Smart board </p>	<p>Means of communication, Plants around us Suggested Activities Show the pictures of different means of communication, tell the students about different plants and trees With the help of projector/Smart board </p>	<p>Suggested Activities </p>	<p>Children will be able to identify different means of communication, understand different plants and trees around them.</p>

<p>Art & Craft</p>	<p>1. Paste cotton on snow man. 2. Decorate Christmas tree. 3. Tear and paste paper activity. 4. Mini puppet using wool and paper strips.</p> 	<p>1. Paste cotton on snow man. 2. Decorate Christmas tree. 3. Tear and paste paper activity. 4. Mini puppet using wool and paper strips.</p> 	<p><u>Suggested Activities</u></p> 	<p>Children will be able to develop fine motor skills, creativity and enjoy doing art and craft activities.</p>
<p>Stories & Rhymes</p>	<p><u>Stories:</u> The Crane and The Crab The Bear and the two Friends <u>Rhyme:</u> Old Mac Donanld has a farm Tick Tock-Tick Tock Christmas is coming Twinkle-2 Christmas Bear</p> 	<p><u>Stories:</u> The Crane and The Crab The Bear and the two Friends <u>Rhyme:</u> Old Mac Donanld has a farm Tick Tock-Tick Tock Christmas is coming Twinkle-2 Christmas Bear</p> 	<p><u>कविताएँ</u> कौआ आया—कौआ आया सूरज खेले आँख मिचौली माँ, खेल कूदो <u>कहानी</u> मेहनत का फल</p> 	<p>Children will enjoy listening to stories and rhymes and learn values, new words and good habits.</p>
<p>Field Trip & Games</p>	<p><u>Field Trip</u> Field of sarso crop Passing Games Ring Passing Ball Passing Bangle Passing</p> 		<p><u>Field Trip</u> <u>Passing Games</u></p> 	<p>Children will enjoy the trip, play games and learn to pass ring, ball and bangles</p>

January to March

<p>English</p>	<p>Revision of all previous concepts for the final assessment</p>
<p>Hindi</p>	<p>वर्षिक परीक्षा के लिए अभ्यास</p>
<p>Maths</p>	<p>Revision of all previous concepts for the final assessment</p>
<p>EVS</p>	<p>Revision of all previous concepts for the final assessment</p>
<p>Art/Craft</p>	<p>Card making (New Year Theme)</p>