















AADHARSHILA PUBLIC SCHOOL, JIND































CLASS 2ND ANNUAL SYLLABUS (2026-27)


APRIL

Subject	Topic	Page no.	Oral	Written Activities	Activities	Learning Outcomes
English 	Lesson-1 The Little Duckling poem- The Raindrops Lesson-2- Thank you, Friend Grammar- 1. Opposite 2. Sentence	7-12 13-15 16-20	<ul style="list-style-type: none"> Recite the poem with rhythm Tal about helping friends 	<ul style="list-style-type: none"> Write new words from the lessons Write opposite words Make sentence using given words 	<ul style="list-style-type: none"> Card making activity for friends Making a paper chart 	<ul style="list-style-type: none"> Students will be able to recite the poem with expression. Students will show kindness and appreciation towards friends. Students will identify opposite words and frame simple sentences.
Hindi 	<ul style="list-style-type: none"> पाठ-1 हुआ सवेरा पाठ-2 हाथी व्याकरण-समानार्थी शब्द, विलाम शब्द 	11-14 15-21	<ul style="list-style-type: none"> पाठ का सुंदर उच्चारण कहानी के पात्रों के नाम बताना 	<ul style="list-style-type: none"> नए शब्द लिखो समानार्थी और विलोम शब्द लिखो। वाक्य बनाओ। 	<ul style="list-style-type: none"> पशु पक्षियों की आवाज पहचानो और उनकी नकल कीजिए। 	<ul style="list-style-type: none"> छात्र पाठ को शुद्ध उच्चारण के साथ पढ़ सकेंगे। छात्र समानार्थी और विलोम शब्द पहचान सकेंगे। छात्र वाक्य निर्माण कर सकेंगे।
Maths 	Ch-1 Numbers up to 1000 Tables 2 to 6 Ch:2 Addition	64-81 82-91	<ul style="list-style-type: none"> 1 to 1000 बोलना Tables 2 to 6 सुनाना 	Numbers 1 to 1000 लिखो। Addition sums करो।	Even/odd number sorting activities Comparing number activity using flash cards 	<ul style="list-style-type: none"> Students will be able to read and write numbers up to 1000. Students will recall tables 2 to 6. Students will solve simple addition sums.
EVS 	Lesson-1 Our Wonderful Body Lesson-2 Food for us	132-137 138-142	<ul style="list-style-type: none"> Body parts के नाम बताना Healthy Food के बारे में बताना 	<ul style="list-style-type: none"> 10 lines about Myself Chart of internal organs और उनके कार्य लिखो। Paste picture of healthy food 	<ul style="list-style-type: none"> Speech of 10 lines about 'Myself' Chart of internal organs with their functions Paste 2-2 pictures of energy-giving body-building and protective food 	<ul style="list-style-type: none"> Students will identify body parts and their functions. Students will understand the importance of healthy food. Students will classify food into energy-giving, body-building and protective.
Art 	<ul style="list-style-type: none"> Draw and colour boat Draw and colour flowers Draw and colour hut Draw a zig-zag line 		<ul style="list-style-type: none"> Colour names बताना 	<ul style="list-style-type: none"> Colouring neatly Zig-zag line बनाना 	Thread painting 	<ul style="list-style-type: none"> Students will develop fine motor skills. Students will show creativity in drawing and colouring.
G.K. 	<ul style="list-style-type: none"> Songs in stone Festivals are Fun This is Me Round the Clock 	176 177 178 179	<ul style="list-style-type: none"> Festivals के नाम बताना Daily routine बताना 	<ul style="list-style-type: none"> Write about your favourite festival Make a timetable of daily routing on A-4 sheet 	<ul style="list-style-type: none"> Speech on 'My Favourite Festival' Make a daily routine timetable 	<ul style="list-style-type: none"> Students will learn about festivals and traditions. Students will develop awareness about time and daily routine.
Field trip	<ul style="list-style-type: none"> School visit 		<ul style="list-style-type: none"> स्कूल में क्या देखा बताओ 		<ul style="list-style-type: none"> Observe and learn from the visit 	<ul style="list-style-type: none"> Students will develop curiosity and observation skills.












Life skill 	<ul style="list-style-type: none"> Folding clothes Shop for Groceries Clean your house 		<ul style="list-style-type: none"> घर के कार्यों के बारे में बताना 	<ul style="list-style-type: none"> Write 3 ways to keep our surroundings clean 	<ul style="list-style-type: none"> Role play on helping at home 	<ul style="list-style-type: none"> Students will learn basic life skills. Students will develop responsibility and independence
---	---	--	---	---	--	---









MAY

Subject	Topic	Page no.	Oral	Written Activities	Activities	Learning Outcomes
English Gram. 	Poem- We love our school Lesson-3 Save Jamuni Poem-Books Grammar- 1. Noun 2. Gender 3. Numbers	21-23 24-29 30-32			School visit including library seed planting 	Students will develop reading habits and learn the value of books and nature 
Hindi 	पाठ-3 (निराली का फैसला) पाठ-4 (सौरी मम्मी) व्याकरण- वचन, संज्ञा	22-28 29-34			<ul style="list-style-type: none"> स्वास्थ्य के लिए गुणकारी खाने की चीजों की सूची बनाओ। 	छात्र स्वास्थ्यवर्धक भोजन के बारे में जानेंगे और रचनात्मक कार्यों के प्रति रुचि विकसित करेंगे 
Maths 	Ch: 3 Subtraction Tables- 2 to 12	92-100			1. Make a spring flower by using adding different numbers. 2. Count back to subtract 	Students will learn subtraction and improve number sense through hands-on-activities. 
EVS 	Lesson-3 Clothes for us Lesson-4 We need Shelter	143-147 148-152			Paste traditional dresses in scrapbook. Chart of different types of houses. 	Students will learn about different cultures and types of houses. 
G.K. 	Foody Tales Fresh Fruits Cloth to Clothes Do it Right	180 181 182 183			Paste different types of cloths in scrapbook. 	Students will understand healthy food, clothing and to the right things. 
Art 	Draw and colour mango, Draw and colour butterfly, Draw a curved line. Draw and colour watermelon	-				Students will improve their creativity and fine motor skills. 







Field trip 	Gurudwara, Church visit			Students will inspect all regions and learn about different types of worship. 
Life skill 	Basic First Aid			Students will learn basic first aid and ways to help in emergencies. 













JULY

Subject	Topic	Page no.	Oral	Written	Activities	Learning Outcomes
English Gramm. 	<ul style="list-style-type: none"> Lesson-4 A visit to Shillong Lesson-5 The Brave Tailor Grammar Verb Use of Is, Am, Are Use of was, were 	33-38 39-43 -	<ul style="list-style-type: none"> Talk about a hill station Narrate the story of The Brave Tailor Use helping verbs in sentences Form sentences using was, were 	<ul style="list-style-type: none"> Answer questions from the lesson Write new words and meanings Write verbs in given sentences Fill in the blanks (Is, am, are, was, were) 	<ul style="list-style-type: none"> Make a collage of a famous hill station.  Clothes folding activity.  	<ul style="list-style-type: none"> Students will describe hill station Students will understand the story and its moral. Students will use verbs correctly in sentences. Students will use Is, Am, Are, was, were in daily conversation and writing.
Hindi 	पाठ-5 (चिड़िया) पाठ-6 (घलो खेलते हैं) व्याकरण- लिंग, सर्वनाम	35-39 40-45	<ul style="list-style-type: none"> कहानी सुनाना पात्रों के नाम बताना सर्वनाम के उदाहरण देना लिंग पहचानना 	<ul style="list-style-type: none"> प्रश्नों के उत्तर लिखना कठिन शब्द लिखना लिंग बदलकर लिखना सही सर्वनाम चुनकर लिखना 	खेलों की सूची बनाओ।  पशुओं के चित्र एकत्रित एल्बम में लगाएं। 	छात्र पाठ को समझ सकें और उत्तर दे सकें। छात्र कठिन शब्दों का उच्चारण और अर्थ समझ सकें। छात्र लिंग और सर्वनाम को सही ढंग से पहचानें और प्रयोग करें।
Maths 	Ch 4: Addition of bigger numbers Ch 5: Subtraction of bigger numbers	101-108 109-114	<ul style="list-style-type: none"> Read big addition sums aloud Say the answers Count forward and backward 	<ul style="list-style-type: none"> Solve addition sums Solve subtraction sums Fill in the blanks Word problems 	1. Feed the big fish  2. Add or subtract to colour Bee/Butterfly using code. 	<ul style="list-style-type: none"> Students will be able to add larger numbers. Students will be able to subtract larger numbers. Students will solve word problems with confidence.
EVS 	Lesson-5: I Love My School Lesson-6: My Neighbourhood So Many Houses	153-157 158-162 184	<ul style="list-style-type: none"> Talk about my school Name places in my neighbourhood Talk about different types of houses 	<ul style="list-style-type: none"> Write five lines on My School Write the names of places Draw and name different houses 	Speaking activity on My School.  	<ul style="list-style-type: none"> Students will express pride and love for their school. Students will identify important places in their neighbourhood. Students will understand different types of houses.
















G.K. 	<ul style="list-style-type: none"> The Homemakers Indoors or Outdoors So many Houses 	185 186 187	<ul style="list-style-type: none"> Talk about people who help us at home Name indoor and outdoor games Say the names of sports 	<ul style="list-style-type: none"> Write 10 lines on My House List indoor and outdoor games Write names of sports you like 	Speaking activity 10 lines on House. 	<ul style="list-style-type: none"> Students will appreciate the work of homemakers. Students will differentiate between indoor and outdoor activities. Students will develop interest in sports and physical activities
Art 	Draw and colour cactus. Draw and colour hot air balloon, Draw a square of side 6 cm.		<ul style="list-style-type: none"> Name colours used Talk about cactus and hot air balloon 	<ul style="list-style-type: none"> Colour carefully Draw neatly Measure and draw square correctly 	Thumb painting 	<ul style="list-style-type: none"> Students will develop creativity and fine motor skills. Students will learn to use tools and colours neatly.
Field trip 	Market visit		<ul style="list-style-type: none"> Talk about things we see in market 	<ul style="list-style-type: none"> List 5 things we buy 	<ul style="list-style-type: none"> Visit to market and observe 	<ul style="list-style-type: none"> Students will understand buying and selling
Life skill 	Help your friends/Warm up exercise. Gardening steps		<ul style="list-style-type: none"> Talk about helping friends Name steps of gardening 	<ul style="list-style-type: none"> Write 3 ways to help friends Draw a paint and label parts 	Warm up exercise. 	<ul style="list-style-type: none"> Students will show kindness and care. Students will follow healthy habits. Students will learn basic gardening

AUGUST
















Subject	Topic	Page no.	Oral	Written	Activities	Learning Outcomes
English Gramm. 	<ul style="list-style-type: none"> Poem- The Mother Bird Lesson-6 The Elephant and the Mice Grammar Use of A, An Use of Has, have Essay- My Favourite festival 'Diwali' 	44-46 47-53	<ul style="list-style-type: none"> Recite the poem The Mother Bird with actions Talk about elephant and mice Use A, An in sentences Talk about Diwali and how we celebrate it 	<ul style="list-style-type: none"> Answer questions from the lesson Write new words and meanings Fill in the blanks (A, AN) Use Has, Have in sentence Write a short essay on 'Diwali' 	<ul style="list-style-type: none"> Nest making with the help of straw cotton and card  <ul style="list-style-type: none"> Mask making of different animals 	<ul style="list-style-type: none"> Students will recite poems with expression. Students will understand the story and show empathy. Students will use A, An and Has, Have correctly. Students will express their ideas in sentences. Students will write a simple essay on a festival.
Hindi 	<ul style="list-style-type: none"> पाठ-7 चतुर मुर्गा पाठ-8 (गिलहरी और चना) व्याकरण विशेषण, क्रिया 		<ul style="list-style-type: none"> पाठ का पठन शब्दों का उच्चारण पात्रों और कहानी के बारे में बातचीत विशेषण और क्रिया के उदाहरण दोनों 	<ul style="list-style-type: none"> प्रश्नों के उत्तर लिखना कठिन शब्द लिखना विशेषण वाले शब्द लिखना क्रिया वाले वाक्य बनाना 	<ul style="list-style-type: none"> इन्द्रधनुष बनाना और रंग भरना  <ul style="list-style-type: none"> बीज से पौधा बनने की प्रक्रिया करना 	<ul style="list-style-type: none"> छात्र पाठ को सही ढंग से पढ़ और समझ सकेंगे। छात्र शब्दावली बढ़ाएंगे और उनका सही प्रयोग करेंगे। छात्र विशेषण और क्रिया को पहचान कर वाक्य बना सकेंगे। छात्र पर्यावरण शब्दों का प्रयोग कर सकेंगे।

<p>Maths</p> 	<p>Ch 6: Shapes and pattern Ch7: Time</p>	<p>115-121 122-130</p>	<ul style="list-style-type: none"> Name different shapes around us Talk about patterns in daily life Read time on the clock 	<ul style="list-style-type: none"> Write the names of shapes Continue the pattern Write time shown on clocks Draw hands on the given clocks 	<p>Jumping on the shapes.</p>  <p>Displaying time activity.</p>  <p>Paper plate clock making activity.</p> 	<ul style="list-style-type: none"> Students will identify different shapes. Students will continue and create patterns. Students will read and write time on the clock. Students will make a working paper plate clock.
<p>EVS</p> 	<p>Lesson-7: Festivals are Fun Lesson-8: having Fun</p>	<p>163-168 169-171</p>	<ul style="list-style-type: none"> Talk about different festivals Share how we celebrate them Talk about indoor and outdoor games 	<ul style="list-style-type: none"> Write names of festivals Write 5 lines on your favourite festival Draw your favourite game 	<p>Make a collage of pictures of our freedom fighters.</p>  <p>2. Picture of draw 5-5 pictures of Indoor and outdoor games in scrapbook</p>	<ul style="list-style-type: none"> Students will learn about different festivals. Students will express their happiness during festivals. Students will differentiate between indoor and outdoor games Students will develop creativity thorough collage and drawing.
<p>G.K.</p> 	<ul style="list-style-type: none"> How We Travel Airy facts On the move Chamling and Cherry 	<p>188 189 190 191</p>	<ul style="list-style-type: none"> Talk about different means of transport Share any interesting facts Share your travel experience 	<ul style="list-style-type: none"> Write 3-4 means of transport Write any 2 interesting facts Draw your favourite transport. 	<p>Picture composition Frame a story.</p> 	<ul style="list-style-type: none"> Students will identify different means of transport. Students will learn interesting facts. Students will frame a story using pictures.
<p>Art</p> 	<p>Draw and colour fish Draw and colour rocket Draw a rectangular shape</p>		<ul style="list-style-type: none"> Name the colours used talk about fish, rocket and shapes 	<ul style="list-style-type: none"> Colour neatly Draw and colour as shown Trace and draw rectangle shape 	<ul style="list-style-type: none"> Paper collage 	<ul style="list-style-type: none"> Students will develop fine motor skills. Students will learn to draw and colour neatly. Students will enjoy creative activities.
<p>Field trip</p> 	<p>Visit to art room, water park, herbal park and rani talab</p>		<ul style="list-style-type: none"> Talk about places we visit Share what we observe 	<ul style="list-style-type: none"> Write 3 things you liked the most. Draw and label one thing 	<ul style="list-style-type: none"> Observe and draw one thing from the visit. 	<ul style="list-style-type: none"> Students will develop observation skills. Students will express their experiences. Students will learn about nature and surroundings. Students will develop Independence in daily activities
<p>Life skill</p> 	<ol style="list-style-type: none"> Button up and unbutton clothing Cleaning and organization Packing school bag and luggage 		<ul style="list-style-type: none"> Talk about self care and clean habits How to keep bag and things tidy 	<ul style="list-style-type: none"> Write three steps of self care List 3 things we should keep in our bag 		<ul style="list-style-type: none"> Students will learn organization skills Students will follow healthy habits.
















OCTOBER

Subject	Topic	Page no.	Oral	Written	Activities	Learning Outcomes
English Gramm. 	<ul style="list-style-type: none"> Lesson1: A ride on the Metro Poem: Animal Helpers Lesson2: Clever Hasan Grammar: 1. Pronoun 2. Adjective	7-12 13-15 16-21	<ul style="list-style-type: none"> Talk about a metro ride experience Name some animal helpers Use pronoun in sentences 	<ul style="list-style-type: none"> Answer questions from the lesson. Fill in the blanks (pronoun). Make sentences using adjectives 	<ul style="list-style-type: none"> A visit to Railway Station.  <ul style="list-style-type: none"> A chart of animal and their uses. 	<ul style="list-style-type: none"> Reads and understand the lesson. Explain the use of animal helpers. Uses pronouns and adjectives correctly in sentences. Expresses ideas in spoken and written form.
Hindi 	पाठ-9(नीम का पेड़) पाठ-10 (सबका बगीचा) व्याकरण, विशेषण, क्रिया।	59-63 64-73	<ul style="list-style-type: none"> पाठ का वाचन करें। कठिन शब्दों का उच्चारण करें। पौधों के नाम बताएं। 	<ul style="list-style-type: none"> प्रश्नों के उत्तर लिखें। कठिन शब्द लिखें। विशेषण छाँटकर लिखें। 	पेड़ पौधों की पत्तियाँ इकट्ठी करके स्क़ैपबूक में चिपकाएँ। 	<ul style="list-style-type: none"> पाठ को सही ढंग से पढ़ और समझ सकता है। कठिन शब्दों का अर्थ समझता है। विशेषण और क्रिया का सही प्रयोग करता है।
Maths 	Ch1: Multiplication Tables 2 to 15 Ch3: Fractions	62-78 92-96	<ul style="list-style-type: none"> Recite tables 2 to 15. What is multiplication? Talk about fractions in daily life. 	<ul style="list-style-type: none"> Solve multiplication questions. Write tables 2 to 15. Write fraction names. 	Multiplication wheel activity. Hands on activities for multiplication. 	<ul style="list-style-type: none"> Learns and remember tables 2 to 15. Solve multiplication problems accurately. Understand the concepts of fractions
EVS 	Lesson1: Our Earth Lesson2: Plants, Our Friends	124-127 128-134	<ul style="list-style-type: none"> Talk about our Earth and its resources. Name different plants and their uses. 	<ul style="list-style-type: none"> Answer questions Write uses of plants. Draw and label plants 	Make a chart of different landforms Collect and paste different types of leaves in scrapbook 	<ul style="list-style-type: none"> Understands the importance of Earth and resources. Identifies plants and their uses. Show care of environment. Differentiate between landforms.
G.K. 	<ul style="list-style-type: none"> My India India My Body What will they use 	166 167 168	<ul style="list-style-type: none"> Talk about colours and shapes 	<ul style="list-style-type: none"> Paste pictures of any five famous personalities. Write uses of body parts. 	Paste pictures of any five famous personalities. 	<ul style="list-style-type: none"> Know about famous personalities. Understands functions of body parts. Express information in own words.
Art 	Draw and colour helicopter, Draw and colour leaves, Draw a cone shape		<ul style="list-style-type: none"> Talk about good habits and safety rules 	<ul style="list-style-type: none"> Colour neatly Draw with creativity 	<ul style="list-style-type: none"> Orgami butterfly 	<ul style="list-style-type: none"> Expresses creativity through drawing and colouring. Identifies shapes and objects.
Life skill 	Gift wrapping Proper sitting and taking lunch Road crossing rules Self dressup		<ul style="list-style-type: none"> Talk about the temple and its importance 	<ul style="list-style-type: none"> Write few lines about the visit. 	<ul style="list-style-type: none"> Practice gift wrapping 	<ul style="list-style-type: none"> Follow good habits and manners. Understand safety rules Develop self help skills.
Field trip	Visit to Jayanti Devi Temple		<ul style="list-style-type: none"> Talk about the temple and its importance 	<ul style="list-style-type: none"> Write few lines about the visit 	<ul style="list-style-type: none"> Visit to Jayanti Devi temple 	<ul style="list-style-type: none"> Shows respect for places of worship. Learn about our culture and traditions.








NOVEMBER

Subject	Topic	Page no.	Oral	Written	Activities	Learning Outcomes
English Gramm. 	Poem- The Rainbow Fairies Lesson3: The unhappy Bus Grammar: 1. Adverb 2. Story-'Thirsty Crow'	22-25 26-30	<ul style="list-style-type: none"> Recite the poem with actions. Talk about feelings in the story. Use adverbs in sentences. 	<ul style="list-style-type: none"> Write the poem with new lines. Answer questions from the lesson. Fill in the blanks (adverb) 	<ul style="list-style-type: none"> Draw and colour in Rainbow.  Make a list of places that you see on your way from home to school 	<ul style="list-style-type: none"> Recite poem with expression. Understands the story and its message Uses adverbs correctly in sentences
Hindi 	पाठ-11 (किसान और भालू) पाठ-12 (आई दीपावली) व्याकरण- वाक्यांश के लिए एक शब्द कहानी- टोटी वाला और बंदर।	22-25 26-30	<ul style="list-style-type: none"> पाठ का वाचन करें। कठिन शब्दों का उच्चारण करें। कहानी का सार सुनाएँ। 	<ul style="list-style-type: none"> प्रश्नों के उत्तर लिखो वाक्यांश के लिए एक शब्द लिखें। कहानी का चित्र बनाकर लिखें। 	<ul style="list-style-type: none"> मुखोटा बनाएं। फूलों से रंगोली बनाएं।  	<ul style="list-style-type: none"> पाठ को सही ढंग से पढ़ और समझ सकता है। नए शब्दों का अर्थ समझता है। वाक्यांश के लिए एक शब्द लिख सकता है।
Maths 	Ch2: Division Tables 2 to 16	79-91	<ul style="list-style-type: none"> Count in groups. Say tables 2-16 Solve word problems. 	<ul style="list-style-type: none"> Do division sums. Write tables 2 to 16 Solve word problems 		<ul style="list-style-type: none"> Understands the concepts of division. Learns and write tables 2 to 16. Solves division problem
EVS 	Lesson3: Animals, Our friends Lesson4: Seasons	135-141 142-146	<ul style="list-style-type: none"> Talk about animals and their homes Name the four seasons 	<ul style="list-style-type: none"> Answer the questions. Write any two uses of animals. 	 <ul style="list-style-type: none"> Make a bird's nest using waste material Recitation of poem 'seasons' Make a chart of different seasons 	<ul style="list-style-type: none"> Identifies animals and their importance. Understands different seasons and changes. Expresses ideas through poem and chart.
G.K. 	<ul style="list-style-type: none"> Pretty Patterns They are Valuable We Care 	169 170 171	<ul style="list-style-type: none"> Talk about patterns around us. Share how we care for others. 	<ul style="list-style-type: none"> Write any two examples. Tick the correct answer 	 Speaking activity- few lines on care of your belongings	<ul style="list-style-type: none"> Recognises patterns in daily life. Values people and things Show care for belongings and environment.
Art 	Draw and colour emoji Draw and colour mushroom drawing Draw a cylinder shape		<ul style="list-style-type: none"> Talk about colours and shapes 	<ul style="list-style-type: none"> Colour neatly. Draw with creativity. 	 <ul style="list-style-type: none"> Use colours neatly and creatively 	<ul style="list-style-type: none"> Express creativity through drawing identifies shapes like cylinder.
Life skill 	Clapping exercise, Decision making, Importance of cleanliness		<ul style="list-style-type: none"> Share good habits 	<ul style="list-style-type: none"> Write one good habit 	<ul style="list-style-type: none"> Keep your class clean and green  	<ul style="list-style-type: none"> Knows the use of post office
Field trip	Post office visit		<ul style="list-style-type: none"> Talk about the post office 	<ul style="list-style-type: none"> Write what you saw there 	<ul style="list-style-type: none"> Learn about letters and parcels  	<ul style="list-style-type: none"> Knows the use of post office











DECEMBER

Subject	Topic	Page no.	Oral	Written	Activities	Learning Outcomes
English Gramm. 	Lesson-4 Pitpat's Journey Poem- My shadow Grammar: 1. Preposition 2. Story- The Fox and The Grapes	31-36 37-39 40-44	<ul style="list-style-type: none"> Talk about a journey you have been on. Recite the poem Use preposition in sentences. 	<ul style="list-style-type: none"> Answer questions from the lesson. Fill in the blanks (Preposition) Write a short story in your own words. 	<ul style="list-style-type: none"> Show a video on smart. T.V. about a journey of cloud Make a different shadows.  	<ul style="list-style-type: none"> Understands the lesson and poem. Uses preposition correctly. Shows creativity in story writing.
Hindi 	पाठ-13 (गायक गधा) पाठ-14 (ऋतुरै) व्याकरण- कहानी-प्यासा कौआ	87-93 94-97	<ul style="list-style-type: none"> पाठ का चयन करें। कठिन शब्दों का उच्चारण करें। कहानी के पात्रों पर चर्चा करें। 	<ul style="list-style-type: none"> प्रश्नों के उत्तर लिखें। कठिन शब्द लिखें। चित्र देखकर वाक्य बनाएँ। 	<ul style="list-style-type: none"> विभिन्न मुद्राओं के चित्र इकट्ठे करके पार्ट तैयार करें।  	<ul style="list-style-type: none"> पाठ को सही ढंग से पढ़ और समझ सकता है। कठिन शब्दों का अर्थ समझता है। चित्र देखकर वाक्य बना सकता है।
Maths 	Ch4: Money Ch5: Measurement	97-105 106-118	<ul style="list-style-type: none"> Identify coins and their value. Talk about different units of length 	<ul style="list-style-type: none"> Solve exercise from the chapter. Fill in the blanks. Word problems. 	<ul style="list-style-type: none"> Identify notes and coins activity. Classrooms scavenger hunt.  	<ul style="list-style-type: none"> Identifies Indian currency correctly. Understands and uses units of measurement.
EVS 	L 5: Pollution L 6: How We Travel	147-150 151-155	<ul style="list-style-type: none"> Talk about causes of pollution. Name the means of transport. 	<ul style="list-style-type: none"> Answer questions Write short notes. Draw and label. 	<ul style="list-style-type: none"> Make a poster on 'Save Environment' Paste picture of different means of transport in scrapbook.  	<ul style="list-style-type: none"> Understands the causes and effects of pollution. Identifies different means of transport. Shows care for environment
G.K. 	<ul style="list-style-type: none"> It's a goal At the Platform Travel Safe 	172 173 174	<ul style="list-style-type: none"> Talk about safe travel habits. Share experiences at a railway platform. 	<ul style="list-style-type: none"> Write few lines on safe travelling Answer in one word. 	<ul style="list-style-type: none"> Speech on rules of safe travelling Role play At the platform  	<ul style="list-style-type: none"> Knows rules for safe travelling Speaks confidently in simple sentences.
Art 	Draw and colour buildings Draw and colour tree Draw a scalene triangle		<ul style="list-style-type: none"> Talk about different buildings. Name the parts of a tree 	<ul style="list-style-type: none"> Draw and colour neatly. Identifies scalene triangle. 	<ul style="list-style-type: none"> Spray painting  	<ul style="list-style-type: none"> Shows creativity in drawing. Identifies different shapes.
Life skill 	Cleanliness of classroom How to place order at a restaurant caring for pets and plants		<ul style="list-style-type: none"> Talk about cleanliness Role play ordering food. 	<ul style="list-style-type: none"> Write a few points on cleanliness Draw your favourite pet. 	<ul style="list-style-type: none"> Cleanliness drive in class.  	<ul style="list-style-type: none"> Practice cleanliness in daily life. Learns table manners. Shows care for pets and plants
Field trip	Kharkramji Visit to nursery		<ul style="list-style-type: none"> Talk about plants in the nursery. 	<ul style="list-style-type: none"> Write few lines about the visit. 	<ul style="list-style-type: none"> Observe and note different plants.  	<ul style="list-style-type: none"> Learn about different plants. Shows interest in the nature.

JANUARY

Subject	Topic	Page no.	Oral	Written	Activities	Learning Outcomes
English Gramm. 	Lesson 5: Latula the top-1 Grammar 1. Conjunctions Application	40-44	<ul style="list-style-type: none"> Talk about games you like. Use conjunctions in sentences. 	<ul style="list-style-type: none"> Answer questions. Fill in the blanks (Conjunction) Write sentences 	<ul style="list-style-type: none"> Game activity with top 	<ul style="list-style-type: none"> Understands the lesson. Uses conjunction correctly.
Hindi 	पाठ-15 (हाथी) व्याकरण- प्रार्थना पत्र- बीमारियों के कारण अवकाश हेतु प्रार्थना पत्र।	98-103	<ul style="list-style-type: none"> पाठ का वाचन करें। प्रार्थना पत्र बोलकर सुनाएं 	<ul style="list-style-type: none"> प्रश्नों के उत्तर लिखें। प्रार्थना पत्र लिखें। कठिन शब्द लिखें। 	<ul style="list-style-type: none"> अपने पंसदीदा पशु के बारे में पत्र लिखे/चित्र बनाएं। 	<ul style="list-style-type: none"> पाठ को समझकर पढ़ सकता है प्रार्थना पत्र लिखें
EVS 	Ch 6: Data Handling Tables: 17	119-122	<ul style="list-style-type: none"> Talk about data in daily life. Read simple tables. 	<ul style="list-style-type: none"> Interpret data. Complete tables Answer questions 	<ul style="list-style-type: none"> To collect and interpret data activity. 	<ul style="list-style-type: none"> Understands how to collect and interpret data. Reads and fills tables correctly.
G.K. 	Lesson-7: Be safe	156-64	<ul style="list-style-type: none"> Talk about safely rules at home and school. 	<ul style="list-style-type: none"> Write safely rules. Answer questions Make a poster 	<ul style="list-style-type: none"> Prepare a first aid box. Speaking activity-10 safety rules at different places. 	<ul style="list-style-type: none"> Knows safety rules. Follows safety precautions. Shows responsibility.
G.K.	Speak Right So many Flowers	175 176	<ul style="list-style-type: none"> Talk about flowers you know. Speak correct words 	<ul style="list-style-type: none"> Write names of flowers. Answer in one word. 	<ul style="list-style-type: none"> Draw or paste five different types of flowers in scrapbook. 	<ul style="list-style-type: none"> Speaks correctly Identifies different flowers. Shows creativity.
Art 	Draw and colour landscape, Draw a circle shape		<ul style="list-style-type: none"> Talk about landscapes. Name circular objects. 	<ul style="list-style-type: none"> Draw and colour neatly. Identify circle 	<ul style="list-style-type: none"> Landscape drawing. 	<ul style="list-style-type: none"> Develops drawing skills. Identifies shapes.
Life skill 	Tidy up the bathroom after use Stage performance Self defence Narrate story using own words		<ul style="list-style-type: none"> Talk about good habits. Share a story 	<ul style="list-style-type: none"> Write few lines on good habits. Narrate a story. 	<ul style="list-style-type: none"> Stage performance Self defence practice 	<ul style="list-style-type: none"> Practice good habits. Performs confidently. Learns self defence
Field trip	Visit Milk plant		<ul style="list-style-type: none"> Talk about milk and products. 	<ul style="list-style-type: none"> Write few lines about the visit. 	<ul style="list-style-type: none"> Observe the process of milk production. 	<ul style="list-style-type: none"> Learns about milk production. Shows interest in field visit.

FEBRUARY- MARCH

Subject	Topic	Page no.	Oral	Written	Activities	Learning Outcomes
English Gramm. 	Revision Lesson-Latula the top-2	45-50	<ul style="list-style-type: none"> Read the lesson with expression. Use new words in sentences. 	<ul style="list-style-type: none"> Answer questions from the lesson. Write short sentences. Learn spellings. 	<ul style="list-style-type: none"> Short speech on 'My Favourite Festival'. 	<ul style="list-style-type: none"> Understands the lesson and its message. Write answers correctly Uses new words confidently.
Maths 	Revision		<ul style="list-style-type: none"> Say tables 2 to 20. Revise key concepts. 	<ul style="list-style-type: none"> Write and solve exercise. Practice tables. 	<ul style="list-style-type: none"> Maths quiz-tables 	<ul style="list-style-type: none"> Recall tables 2 to 20. Solve exercise accurately.
EVS 	Revision		<ul style="list-style-type: none"> Talk about pollution and transport. Share how we travel safely. 	<ul style="list-style-type: none"> Write causes of pollution. Draw means of transport. 	<ul style="list-style-type: none"> Make a poster on 'Save Environment' 	<ul style="list-style-type: none"> Understands causes of pollution and types of transport. Show care for the environment.
Hindi 	व्याकरण-नाम और काम वाले शब्द, गिनती, सप्ताह के दिन	104-108	<ul style="list-style-type: none"> नाम और काम वाले शब्द सुनाओ। गिनती और सप्ताह के दिनों के नाम बताओ। 	<ul style="list-style-type: none"> शब्द लिखो वाक्य बनाओ गिनती और समास के दिन लिखो। 	<ul style="list-style-type: none"> शब्द कार्ड बनाओ नाम और काम वाले शब्द 	<ul style="list-style-type: none"> Recognize नाम और काम वाले शब्द Writes गिनती and समास के दिन correctly.
Art 	Revision From Seed to Plant Clean Air Think Hard	177 178 179	<ul style="list-style-type: none"> Talk about plants Importance of clean air. Answer simple questions 	<ul style="list-style-type: none"> Write short answers. Draw a plant Write how we can keep air clean. 	<ul style="list-style-type: none"> Plant a sapling at home or school 	<ul style="list-style-type: none"> Understands importance of plants and clean air. Speaks confidently on given topics