










AADHARSHILA PUBLIC SCHOOL, JIND











CLASS 1ST ANNUAL SYLLABUS (2026-27)

APRIL





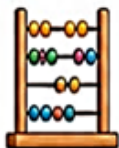








Subject	Topic	Page no.	W/B Page s	Oral Activities	Written Activities	Learning Outcomes
English 	Lesson-1 (A new Baby)	7-10	4-5	Tal about a new baby.	Paste the picture of a new baby.	Students will be able to read lessons and poems with understanding and participate in related activities.
	Poem- To The Moon	11		Recite poem with actions.	Role Play	
	Lesson-2 (The Lost Sheep)	12-17	7	Share your favourite cloud.		
	Poem-Clouds	18-19				
Gramm. 	One-Many Noun			Identify one and many things around you. Name common nouns.	Write five one-many examples. Write five naming words.	Students will be able to identify one-many and nouns in daily life.
	आओं बात करें। (चित्र वर्णन)	8-9		चित्र देखकर पहचान करो।	चित्र देखकर पहचान करो।	बच्चें चित्र कहानी, गीत और वर्णमाला को समझ कर बोलने और लिखने में सक्षम होंगे।
	आओ कहानी सुनें (चित्र कथा)	10		कहानी सुनकर दोहराएँ।	अपनी मनपंसद कहानी सुनाओ।	
	कहानी सुनाओ (चित्र कथा)	11		गीत गाएँ	लय के साथ कविता याद करें।	
	आओ गाएँ (बालक भैया)	12		वर्णमाला बोलें।	चित्र बनाओ।	
	मुझे पहचानो वर्णमाला	13			वर्णमाला लिखो।	
		14-15				
	1. मात्रा—(अ) उपवन चल 2. (आ—I) बाजार जा	16—18 19—22	3—4 5—6	मात्राओं को बोलें और शब्द बनाएँ	अपने आसपास के बगीचे की सैर करें। अखबार से आ की मात्रा के शब्द काट कर कॉपी में चिपकाएँ	बच्चें मात्राओं का सही प्रयोग करना और शब्द बनाना सीखेंगे। आ की मात्रा का प्रयोग
Maths 	Chapter-1 (Numbers up to 20) Table of 2 & 3	64-85	20-22	Count up to 20. Recite table of 2 & 3.	Composition through leaves. Write table of 2 & 3	Students will be able to count up 20 and write tables of 2 & 3.
EVS 	Lesson-1 (My Body)	143-145	32—34	Name the five sense organs.	Make a poster of your body's five sense organs.	Students will be able to identify body parts and healthy food habits.
	Lesson-2 (The Food we eat)	146-150	35	Talk about healthy food.	Cooking without fire. Make a yummy jam sandwich	
G.K. 	Lesson-1 (Know my India)	186		Talk about India.	Draw the Indian flag.	Students will be able to talk about India, body and senses.
	Lesson-2 (I know my Body)	187		Name body parts.	Write any two body parts.	
	Lesson-3 (I see, I Hear....)	188		Say what you see and hear.	List things you see and hear.	
Art 	Draw and colour ice cream, Draw and colour kite, Draw and colour caterpillar, Draw a sleeping line.			Talk about your drawing. Name the colours.	Thumb painting	Students will be able to express creativity through drawing and colouring.

Field trip 	School			Talk about your school		Students will be able to observe and learn about their school
Life skill 	Wish your Parents/Elders Shopping for Groceries Clean your house			Speak politely. Help in shopping. Keep your surroundings clean.		Students will learn to be responsible and helpful in daily life.









MAY

Subject	Topic	Page no.	W/B Page s	Oral/ Written Activities	Learning Outcomes
English Gramm. 	Lesson-3 (Why did Seema Fall) Miss Polly (Poem) Opposite words, Doing words Essay: My Self	20-24 25-26	8-9	Importance of being organized Cleanliness of School bag & classrooms	Students will understand the importance of organization and cleanliness in daily life.
Hindi 	3. (इ-ई) पिकनिक 4. (ई-ी) तितली बच गई आओ गाँव (तितली रानी)	23-25 26-30 31	7-8 9-10	इ-ई से शुरू होने वाले चार मित्रों के नाम बताओ। लय के साथ कविता याद करो।	छात्र इ-ई से शुरू होने वाले शब्द पहचानेंगे और बोल पाएँगे। छात्र कविता को लय के साथ सुनाकर याद कर पाएँगे।
Maths 	Chapter-2 (Addition up to 10) Table of 4 & 5	86-94	23-24	Action with ice-cream sticks of Pebbles.	Students will be able to add numbers up to 10 using concrete objects.
EVS 	Lesson-3(The clothes we wear) Lesson-4(Clean, fit and healthy)	151-153 154-157	36 37	Collect different types of clothes and paste them on a sheet. Make a poster on Being clean, fit and healthy.	Students will be able to identify different types of clothes. Students will understand the importance of being clean, fit and healthy.
G.K. 	Lesson-4 (Where Do They Grow) Lesson-5(Table Manners)Page Lesson-6(Who Wears What?)	189 190 191			
Art 	Draw and colour letter box, Draw and colour house, Draw a straight line.				
Field trip 	Gurudwara of Chruch visit				
Life skills 	Basic First Aid				










JULY

Subject	Topic	Page no.	W/B Page s	Oral/ Written Activities	Learning Outcomes
English 	Lesson-4 (A Rainy Day) Lesson-5 (Jojo's Pet) Poem- The Wind and the Rain	27-31 32-36 37-38	10-11 12-13	Make a colourful umbrella with paper Rain Dance	Learners will be able to understand and enjoy stories and poems. Learners will express their ideas through activities.
Gramm. 	Use of Is, Am, Are Use of Has, Have				Learners will be able to use helping verbs correctly in sentences.
Hindi 	5. (ऊँ-) फुदकी चुरिया 6. (ऊँ-) जादू के जूते (ऋ-) बरसात की ऋतु आओ दोहराएँ व्याकरण- एक नाम और गिनती 1 से 20 निबंध- मेरी गाय	32-35 36-41 42-43 45 44	11-12 13-14	माचिस की तीली से सूरज की किरणें बनाओ। कागज की नाव बनाकर पानी में चलाओ।	विद्यार्थी पठन-पाठन में रुचि लेंगे। सीखने वाले नए शब्द और वाक्य समझ पाएंगे। रचनात्मक गतिविधियों में भाग लेंगे। 
Maths 	Chapter-3 (Subtraction up to 10) Chapter-4 (Numbers upto 100) Table of 6	95-105 106-125	25-26 27-28	Feed the Big Fish. Put the beads on Abacus according to given no, Give the n. to Owl	Learners will be able to subtract numbers up to 10. Learners will count and write numbers up to 100. Learners will learn and write the table of 6. 
EVS 	Lesson-5 (I Love my family) Lesson-6 (Home sweet home) Lesson-7 (My School)	158-161 163-167 168-171	38 39 40	Make a album tree on your family. Make a house photo frame with ice cream sticks. Visit to school	Learners will understand the importance of family. Learners will identify their home and surroundings. Learners will know about their school 
G.K. 	Lesson-7 (Do it Right)	192			Learners will learn about good habits and values. 
Art 	Draw and colour a butterfly, Draw and colour watermelon, Draw a square of side 6cm.				Vegetable Painting 
Life skill 	Help your friends/warm up exercise. Gardening steps				Learners will learn to help others and take care of plants. 
Field trip 	Market visit/Herbal Park				Learners will observe and learn from their surroundings










AUGUST

Subject	Topic	Page no.	W/B Page S	Oral/ Written Activities	Learning Outcomes
English Gramm. 	Lesson-6 (A visit to Granny) Lesson-7 (Festivals are Fun) Poem- I Can Use of vowels, use of double letters Use of This/That	39-43 44-48 49-50	14-15 16-18	Smell & Taste different fruits Make a collage of different festivals & paste in your scrap book.	Students will be able to read and understand the lessons. Students will be able to use grammar rules in sentences.
Hindi 	7. (एँ-) परेश और बेला आओ खुशी मनाएं। 8. (रे-) पैसे का थैला। व्याकरण- एक अनेक लिंग बदलो	46-49 50 51-55	15-16 17-18	खेत में उगने वाले ए की मात्रा वाले फलों की सूची बनाएं। रू0 1 और 5 के सिक्के से आकृति बनाएं।	छात्र ए की मात्रा वाले शब्द पढ़ और समझ सकेंगे। छात्र एक अनेक और लिंग बदलने का अभ्यास कर सकेंगे।
Maths 	Chapter-5 (Addition and subtraction up to 100) Table of 2 to 6	126-140	29-30	Addition and Subtraction with Matchsticks bundles.	Students will be able to solve addition and subtraction problems up to 100.
EVS 	Lesson-8 (Let's celebrate) Lesson-9 (Safety habits) Good Manners	172-175 176-179 180-181	41-42 43	Collect pictures of Religious festivals and National festivals. Make a list of things Safe to do and things Not Safe to do.	Students will be able to identify different festivals and now about safety habits. Students will practice good manners in daily life.
G.K. 	Lesson-10 (Land, Air or Water) Lesson-11 (The Water World) Lesson-12 (A Sky Quiz) Lesson-13 (Think Hard)	195 196 198 199	-	-	Students will be able to understand and gain knowledge about their surroundings and General Knowledge
Art 	Draw and colour boat, Draw and colour flowers, Draw a rectangle shape. Draw and colour Earth	-	-	Paper collage	Students will be able to express creativity through art and collage
Life skill 	Shirt button open and close Cleaning and organisation Packing school bag and luggage	-	-	Role Play, Demonstration and Practice	Students will develop independence and daily life skills.
Field trip 	Visit to Rani Talab	-	-	Visit, Observation and Discussion	Students will observe nature and learn about their surroundings.

OCTOBER

Subject	Topic	Page no.	W/B Pages	Oral/ Written Activities	Learning Outcomes
English 	Lesson-1 (A Gift for Mummy) Poem-A Happy Child Lesson-2 (To The Farm)	7-11 12-13 14-18	4-5 6-7	Make a card for your Mother Make mask of Happy Child Make a word chain visit to a farm	Students will be able to express love and respect for their mother. Students will understand happiness and express it creatively. Students will learn about farm life and new words.
Gramm. 	Use of He, She, It Describing words				Students will use pronoun correctly and describe things around them.
Hindi 	9. (ओ-ने) सोनू का सपना 10. (ओ-ने) ओना और पोना बूझिए तो जाने। दसखडी। व्याकरण पर्यायवाची शब्द निबंध-मेरा विद्यालय	56-60 61-66 67 68-69	19-20 21-22	अपने किसी सुखद यात्रा का वृत्तांत सुनाओ। सूझो और बुझो।	छात्र पढ़कर समझेंगे और अपनी बात सरल शब्दों में कह पाएंगे। छात्र भाषा का सही प्रयोग करना सीखेंगे।
Maths 	Chapter-1 (Multiplication) Chapter-2 (Time and Money) Tables of 7 & 8	54-68 69-78	18-19 20-21	Use of Multiplication Spinner. Make a clock Riddles Coin impression	Students will understand multiplication and time concepts. Students will solve problems using time and money.
EVS 	Lesson-1 (My Neighbourhood) Lesson-2 (People at work) Lesson-3 (The animal world)	114-117 118-122 123-127	34 35 36	Make a list of your neighbourhood places. Make a community helper poster. Make a animals and their food project.	
G.K. 	Lesson-1 (Wah Taj) Page Lesson-2 (We Love Bapu) Lesson-3 (Brush Right) Lesson-4 (The Food We Eat)	158 159 160 161			Students will learn about great personalities, good habits and healthy food.
Art 	Draw and colour air balloon, fish, Draw a cone shape.			Paper boat	Students will develop creativity and fine healthy food.
Life skill 	Proper sitting and taking lunch Road crossing rules Self Dress Up				Students will develop good habits, safety awareness and self confidence.
Field trip	Kharkramji or visit to Nursery				








NOVEMBER

Subject	Topic	Page no.	W/B Page s	Oral/ Written Activities	Learning Outcomes
English 	Lesson-3 (The Shoemaker and the Elves)	19-23 24-25	8-9	Role Play of Helpers	Visit to a garden & tell about different flowers
	Poem-My Garden Lesson-4 Mino & Kitty	26-30	10-12	Visit to a garden & tell about different flowers. Share your experience how you spend time with your pet.	Share your experience how you spend time with your pet.
Gramm. 	Change the Gender Use of These are, Those are Essay- MY School				
Hindi 	11. (अ) मोती का कंगना ।	70-72	23-24	रंग बिरंगी पतंग बनाएं ।	अ, अः की मात्रा पढ़ और समझ सकेंगे ।
	12. (अ) मां की अंगूठी ।	73-77	25-26	परिवार वृक्ष बनाएं ।	
	आओ गाये (कौन)	76			
	आओ गाय (पतंगे)	81			
	अः की मात्रा (ः)	82			
	संयुक्त व्यंजन ।	84-85			
	व्याकरण— एक अनेक, उल्टे अर्थ वाले शब्द निबंध—मेरी माँ	79-80 83			
Maths 	Chapter-3 (Measurement)	79-87	22-23	Measuring Units.	Measuring units. Sorting different shapes. Name them different shapes parathas
	Chapter-4 (Shapes and Patterns)	88-94	24-25	Sorting different shapes. Name them different shapes parathas.	
	Table 9 & 10				
EVS 	Lesson-4(Animals our Friends)	128-131	37	Make a poster on wild animals, farm animals and pet animals. Collect different types of leaves and make different shapes from them. Make a paper fan with old newspaper.	Make a poster on wild animals, farm animals and pet animals. Collect different types of leaves and make different shapes from them. Make a paper fan with old newspaper.
	Lesson-5 (The world of plants)	132-137	38		
	Lesson-6 (We need air)	139-141	39		
G.K. 	Lesson-5 (Rooms in My House)	162			
	Lesson-6 (What Should I Pack)	164			
	Lesson-7 (It's a six)	165			
	Lesson-8 (Be My friend)	166			
Art 	Draw and colour tree, Draw and colour cactus, Draw a cylinder shape.				
Life skill 	Clapping exercise Decision making Importance of cleanliness				
Field trip 	Visit to Janta park				







DECEMBER

Subject	Topic	Page no.	W/B Page S	Oral/ Written Activities	Learning Outcomes
English 	Lesson-5 (Teenu saves the Lion) Poem –What I like	31-35 36-37	13-14 13-14	Role play of the story Answer the questions	Share any other experience when you did the help of someone.
Gramm. 	Preposition Use of Has, Have Essay: My Best Friend			Recitation Write 2 things you like	Share your views about your likes & dislikes
Hindi 	संयुक्त अक्षर र-रैफ व र-पदेन सूझबूझ चित्रकथा नुत- (.) आ — (१) शब्दों का मेल 13. खिलाड़ियों का मेला व्याकरण- नाम वाले शब्द काम वाले शब्द	86-88 89-90 29-30 95 96 97-98 91 92	27-28	संयुक्त अक्षर लिखो। र-रेफ व र-पदेन लिखो चित्र कथा पर चर्चा करो नुक्ता शब्द लिखो शब्दों का खेल खेलो चिड़ियों का मेला पर चर्चा करो नाम वाले शब्द काम वाले शब्द लिखो।	सूझ-बूझ जटिल उच्चारण करना। शब्दों की माला बनाओ। घास फूस और तिनको के द्वारा घोंसला बनाएं।
Maths 	Chapter-5 (Fraction) Chapter-6 (Data Handling) Table of 11 & 12	95-99 100-104	26-27 28-29	Solve examples Make bar graph Write and learn tables	Fraction wheel
EVS 	Lesson-7 (We need water) Lesson-8 (How is the weather)	142-145 146-149	40 41	Cut and paste pictures that show different uses of water. Draw and label a weather wheel	Cut and paste pictures that show different uses of water. Make a weather wheel.
G.K. 	Lesson-9 (Off I Go) Lesson-10 (Riding Safe) Lesson-11 (So many Colours) Lesson-12 (Water Wise) Lesson-13 (The Changing Sky)	167 168 169 170 171		Discuss and answer questions Share your experience	
Art 	Draw and colour pencil Draw and colour Dinosaur, Draw a scalene triangle.			Draw and colour	Paper butterfly
Life skill 	Cleanliness of classroom How to place order at an Restraunt Caring for pets and plants			Role Play Group Discussion	
Field trip 	A visit to a post office			Observe and share experience	

JANUARY

Subject	Topic	Page no.	W/B Page S	Oral/ Written Activities	Learning Outcomes
English 	Lesson-6 (Time to be a Rock)	38-43	15-16	Make a turtle leaf and pista shells, turtle walk	Students will enhance their creativity and fine motor skills by making a turtle and understand the concept of movement through activities.
Hindi 	आइए गिनती सीखें। आइए खेले। पशु पक्षियों की बोलियाँ। 14 चून्मुन और सिलबिल। सुलेख आइए लिखें (चित्र लेखन) शब्द अर्थ	99 100-101 102 103-104 32 105-106 107-108	31	शब्दों में गिनती लिखो व पढ़ो विभिन्न पशु-पक्षियों की आवाजें सुनने और पहचानने	Students will be able to read, write and recognise numbers and animal sounds. They will develop listening and observation skills.
Maths 	Chapter-7 (Numbers 101-500) Table 7 to 12	105-112	30-32	Thermocol Abacus with using beads.	Students will understand large numbers and learn multiplication tables using concrete objects.
EVS 	Lesson-9 (Up in the sky)	150-153	42		Students will understand the concepts of day and night through a model.
G.K. 	Revision	-	-	-	Students will revise and recall general knowledge.
Art 	Draw and colour sheep, Draw a circle shape	-	-	-	Students will develop creativity and colouring skills.
Life skill 	Stage performance self defence	-	-	-	Students will build confidence, learn self defence basics and improve communication through storytelling

FEBRUARY

Subject	Topic	Page no.	W/B Page S	Oral/ Written Activities	Learning Outcomes
English 	Revision				Students will revise and strengthen their language skills.
Maths 	Revision				Students will revise concepts and improve problem-solving skills
EVS 	Revision				Students will revise recall environmental concepts
Hindi 	Revision				Students will revise reading, writing and vocabulary
G.K. 	Revision				Students will revise and recall general knowledge
Art 	Revision				Students will revisit art techniques and enhance creativity.

